



POPULATION

YEAR SIX

SPRING 2


LESSON FOUR

What challenges can a growing population present?



Retrieval Practice

1. Label the population pyramid with the following labels: high birth rate; males; percentage of population; possible war; females; age.



Graph: Population pyramid of France in 1950 (Source: <https://www.populationpyramid.net/france/1950/>)

2. What type of population has a population pyramid that is very tall with people living to over 100 and has a narrow base with fewer young people? (**aging population/youthful population**)
3. Give two reasons for changes in death rate.
 - a. _____
 - b. _____
4. A country that has a high population density is **sparsely populated/densely populated**.
5. The region of the world with the smallest proportion of the world's population currently is :

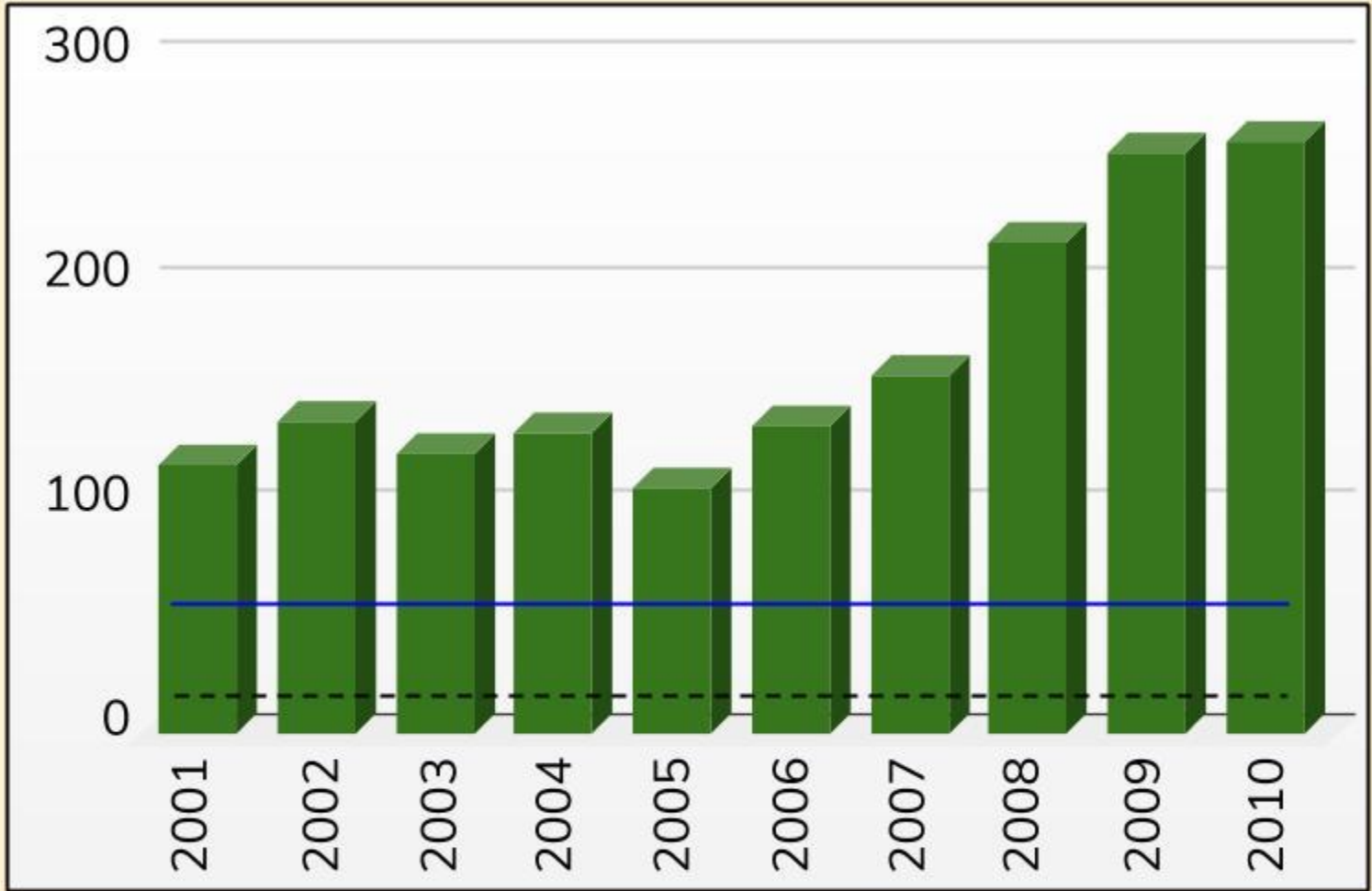
Poor access to clean water

1.



Photograph: Street in Kibera, Nairobi, Kenya (Source: <http://www.lunchbowl.org/the-kibera.html>)

5.

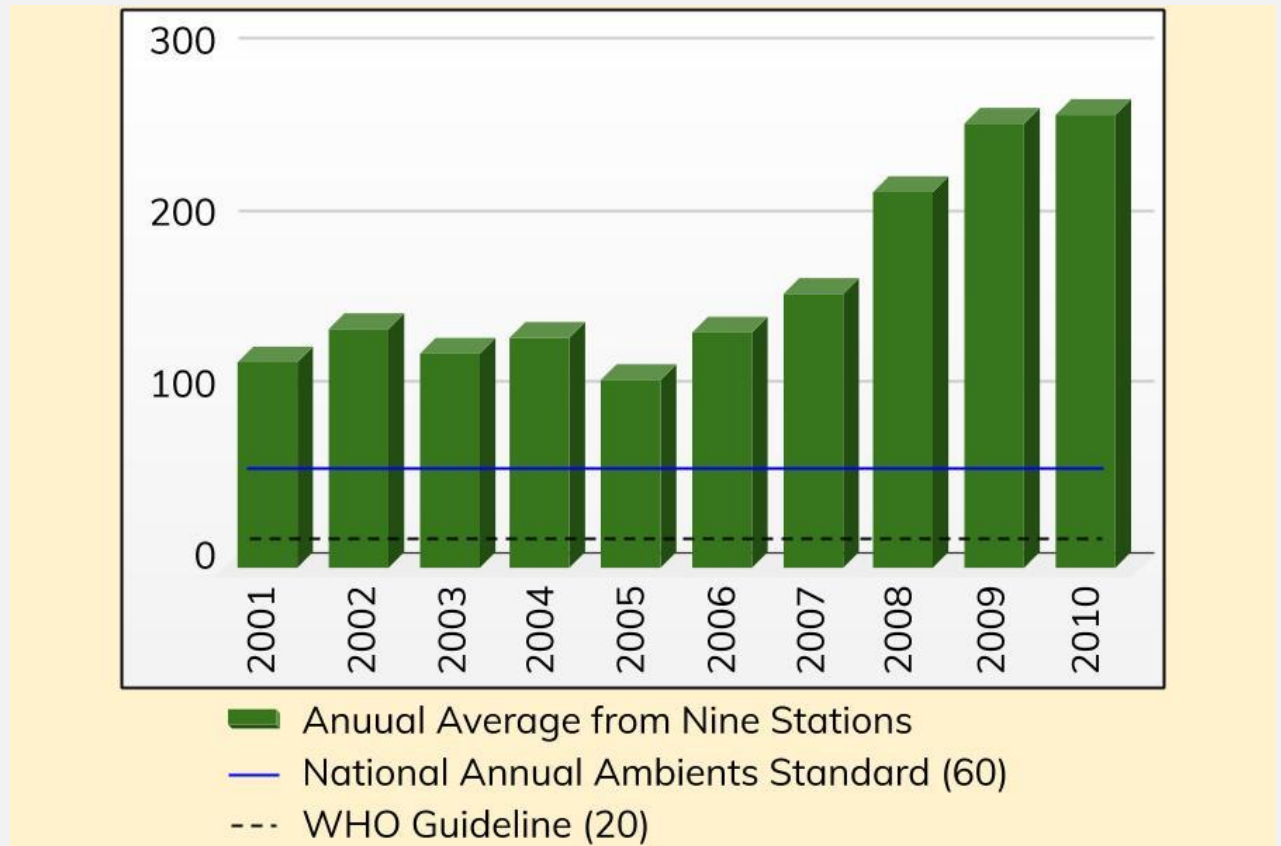


- Annual Average from Nine Stations
- National Annual Ambients Standard (60)
- - - WHO Guideline (20)

5.

Look at the graph below.

- a) What was the increase in carbon particulates between 2001 and 2010? **125 $\mu\text{g}/\text{m}^3$**
- b) How far above the WHO (world health organisation) guidelines, is the pollution in 2010? **230 $\mu\text{g}/\text{m}^3$**





POPULATION

YEAR SIX

SPRING 2

Learning
Review